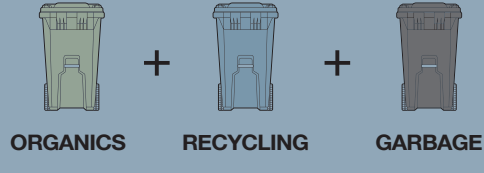


They're here

Meet the all-new
Blue & Black Carts

Get acquainted

Blue Carts take recycling to new heights, replacing blue boxes, while Black Carts bring timeless and structured design to your household garbage.



SIMPLE & STREAMLINED
WASTE COLLECTION

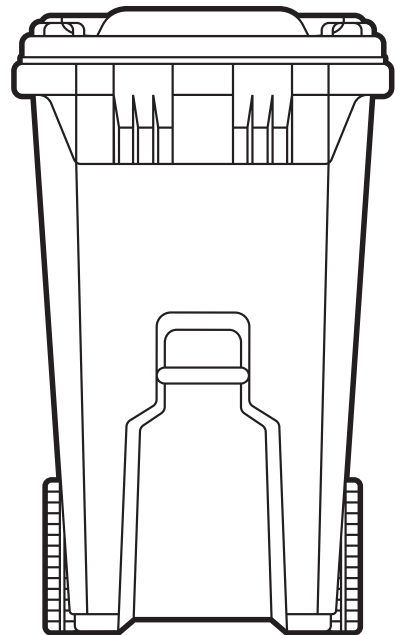


Red Deer, get ready to roll in style. Read on to learn how.

Cart user guide

Simple and streamlined instructions for your Blue & Black Cart:

1. Store your carts where most convenient, like your yard or your garage.
2. Write your address in the white area provided on the side of both carts, and make a note of each cart's serial number.
3. Review what goes in each cart here, or online.
4. Take the info card provided in this package and post in an easy to read location to know before you throw.
5. On your regular collection day, set out two of your three carts for collection. Check your customized collection calendar for which two carts to set out. Remember, Green Carts will be collected every week and Blue & Black Carts will be collected every other week on alternating weeks.
6. Return the carts back to your property after collection.
7. Periodically rinsing your carts can help keep them tidy.
8. If your carts are damaged, or go missing, call 403-340-BLUE (2583) or email carts@reddeer.ca.
9. If you move, leave the carts behind, they are assigned to the address. If you need carts at your new residence, let us know when you set up your new utility account.



Tip:

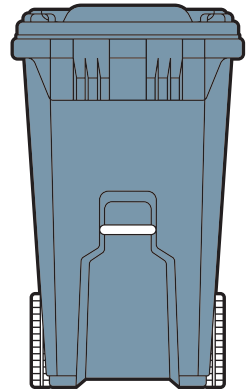
Sign up for collection day text message, email or phone reminders at www.reddeer.ca/notify

Blue Cart user guide

Recycling has reached new heights

Blue Carts bring streamlined recycling to your home, and beginning the week of **May 6**, The City will collect your household recycling in the Blue Cart instead of the blue box.

- ✓ Blue Carts will be picked up every other week, on alternating weeks from your Black Cart.
- ✓ Check your collection calendar to find out what colour carts to start with when cart collection kicks off.
- ✓ Everything that used to go in your blue box can go in the Blue Cart – except glass.
- ✓ Glass bottles and jars can be taken to a recycling drop-off depot. Locations can be found at reddeer.ca/recycling.
- ✓ Use your old blue boxes to store your recycling in your home or garage before emptying in the Blue Cart, or just for basic home storage. If your blue box is no longer usable, it can be recycled.
- ✓ Place recyclables loose inside the Blue Cart – don't use plastic bags to contain recyclables, and don't cram things in too tight.
- ✓ Recycling set beside, or on top of the Blue Cart will not be picked up. You can drop off extra recycling at a recycling drop-off depot at no cost or hold onto extra recyclables until the next Blue Cart collection day.
- ✓ If in doubt, check it out online at www.reddeer.ca/carts



And just like the blue box program, remember to :

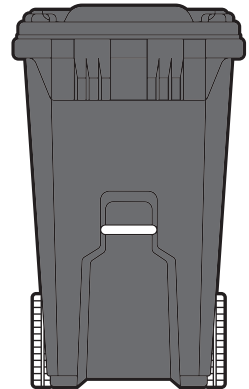
- Flatten and break down boxes
- Empty and rinse containers
- Flatten larger cans and plastic containers to save space

Black Cart user guide

Making garbage collection a breeze

Black Carts bring timeless design to garbage collection, and beginning the week of **May 6**, The City will collect all your household garbage in a Black Cart.

- ✓ Black Carts will be picked up every other week, on alternating weeks from your Blue Cart.
- ✓ Check your collection calendar to find out what colour carts to start with when cart collection kicks off.
- ✓ Fill your Black Cart with the things that don't belong in the Green or Blue Cart.
- ✓ Remember that electronic waste, household hazardous waste, paint, batteries and fluorescent lights cannot go in your Black Cart and must be taken to the Waste Management Facility for proper disposal.
- ✓ Garbage set beside, or on top of the Black Cart will not be picked up. You can drop off extra garbage at the Waste Management Facility for a small fee, or hold onto it until the next Black Cart Collection day.
- ✓ If in doubt, check it out online at www.reddeer.ca/carts



A look inside the **Blue Cart**

Your Blue Cart is a streamlined blue box.

Your Blue Cart will be collected every other week, on alternating weeks from the Black Cart.

Put these items in your Blue Cart:

- ✓ Plastic containers labelled with a #1-7 (e.g. plastic bottles or containers like peanut butter, condiments, shampoo and detergent bottles)
- ✓ Cardboard and boxboard (e.g. cereal, shoe and tissue boxes)
- ✓ Clean pizza boxes
- ✓ Newspapers, magazines, junk mail and other mixed paper
- ✓ Metal cans (e.g. soup and coffee cans)
- ✓ Clean foil pie plates and serving trays
- ✓ Shredded paper – must be in a clear plastic bag

Don't put these items in your Blue Cart:

- × Glass bottles or jars
- × Parchment paper, tinfoil and waxed paper
- × Styrofoam (e.g. cups, packaging and egg cartons)
- × Disposable coffee cups (paper or Styrofoam)
- × Gift wrap or tissue paper
- × Straws
- × Plastic bags, food wrap or bubble wrap
- × Paper towels or napkins
- × Food soiled pizza boxes
- × Non-refundable tetra packs
- × Unnumbered plastics (e.g. toys, dishes and cutlery)
- × Household hazardous waste, gasoline containers, motor oil containers, paint cans, propane tanks and fertilizer, herbicide or pesticide containers

Find the full list at reddeer.ca/carts

A look inside the **Black Cart**

Whatever didn't find a home in your Green Cart or your Blue Cart, will go in the Black Cart.
Your Black Cart will be collected every other week, on alternating weeks from the Blue Cart.

Put these items in your Black Cart: **Don't put these items in your Black Cart:**

- ✓ Styrofoam packaging and food trays
 - ✓ Disposable diapers
 - ✓ Plastic bags, food wrap or bubble wrap
 - ✓ Gift wrap, tissue paper and ribbons
 - ✓ Wet wipes and cotton swabs
 - ✓ Disposable coffee cups (paper or Styrofoam)
 - ✓ Parchment paper, tinfoil and waxed paper
 - ✓ Ceramics, broken dishes
 - ✓ Multi-material packaging (e.g. chip bags, frozen food trays, deodorant, toothpaste tubes and pet food bags)
 - ✓ Unnumbered plastics (e.g. toys, dishes and cutlery)
 - ✓ Straws
 - ✓ Non-refundable tetra packs
 - ✓ Diseased branches and noxious weeds
 - ✓ Worn out clothing
- × Batteries
 - × Electronic waste
 - × Household hazardous waste
 - × Fluorescent lights
 - × Paint
-

The above items should be properly disposed of at the Waste Management Facility. For a full list of what is accepted at the facility, visit www.reddeer.ca/garbage

What goes in the **Green Cart** again?

Reduce your garbage in a snap by using your Green Cart for all organic material.

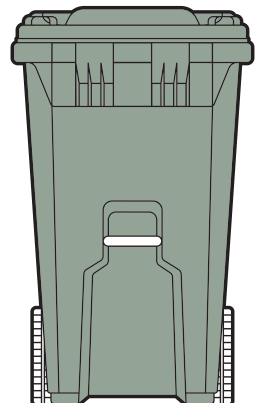
Green Cart collection does not change before or after cart collection begins the week of May 6

Put these items in your Green Cart:

- ✓ Kitchen scraps
- ✓ Fruits and vegetables (raw and cooked)
- ✓ Table and plate scraps
- ✓ Meat, fish, bones and poultry carcasses
- ✓ Dairy products
- ✓ Bread and baked goods
- ✓ Coffee grounds, filters and tea bags
- ✓ Pasta, grains and beans
- ✓ Eggs and eggshells
- ✓ Food-soiled paper towels and napkins
- ✓ Food soiled pizza boxes
- ✓ Brush, leaves and branches
- ✓ Grass and garden debris
- ✓ Wood shavings and chips
- ✓ All forms of pet waste and kitty litter
- ✓ Pet fur and feathers

Don't put these items in your Green Cart:

- × Plastic bags
- × Plastic containers
- × Styrofoam
- × Diapers
- × Feminine hygiene products
- × Large or domestic animal carcasses
- × Diseased branches
- × Fire pit, fire place and barbeque ashes





Sign up for collection day text message, email or phone reminders at www.reddeer.ca/notify

Cart collection

Cart collection begins the week of May 6, 2019, on the same day as your garbage, Green Cart and recycling are usually collected.

Your collection schedule has been customized into a collection calendar for your use. Post in a place that will make it easy for you to know what colour bins to roll out that week. Calendars will also be available online.

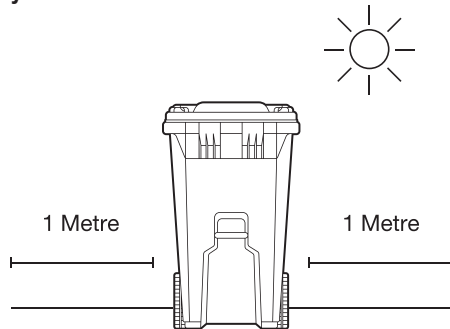
When:

Set out by 7 a.m. on collection day and return to your property after emptied.

How:

Set your carts on flat ground with the lid closed and one metre clearance on all sides, including behind, so the truck's arms can access it. Ensure your carts are clear of all obstruction, such as your other carts, extra yard waste, fences, trees and parked vehicles. Do not set out extra recycling or garbage beside or on top of your cart.

Tip: Can you walk between and around your carts? If not, make some extra space.



Where:

Your carts will be collected from your current waste collection location (front street or back alley). There is no change to your collection location.

Front street users:

Place with wheels against the curb and white directional arrow pointing toward the street.

Back alley users:

Place with wheels toward your property and white directional arrow pointing toward the alley.

For more details about collection how-to's, or to review your collection schedule, please visit reddeer.ca/carts

Got a full cart?

Here's what to do if you find yourself overflowing



Extra yard waste

Food scraps and pet waste should fill up your Green Cart first. Then yard waste can go inside, including grass clippings, leaves, small tree trimmings and garden waste. Place any extra yard waste only in garbage cans or in paper yard waste bags or small branches tied in bundles with string. Extra yard waste will only be picked up if a full Green Cart is also set out. Be sure to place your extra yard waste one metre away from your carts on collection day.



Extra recycling

You can take your extra recycling materials to a recycling drop-off depot, or save it for the next Blue Cart collection day. Extra recycling set beside, or on top of the Blue Cart will not be collected.



Extra garbage

Have another look at the comprehensive list at reddeer.ca/carts and take a peak in your garbage. There might be some items hiding in the garbage that could go in the Green or Blue Cart.

You can always drop off extra garbage at the Waste Management Facility for a small fee, or hold onto it until the next Black Cart collection day. Garbage set beside, or on top of the Black Cart will not be collected.

Why carts?

Turn something old into something new

Instead of burying our waste in the landfill, your Green and Blue Carts help us turn resources into something new. The food and yard waste put into your Green Cart is turned into high quality compost for local agricultural land.

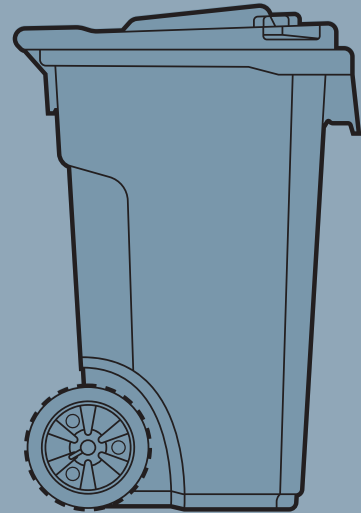
The paper, cardboard, plastic and metal containers put into your Blue Cart get turned into new paper, plastic and metal products.

Not only helpful to our environment, the carts are designed to be lightweight, streamlined, tidy and easy to handle, making your weekly waste roll out a breeze.



Garbage, blue box and Green Cart collection continues as usual until the week of May 6, 2019.

The week of May 6, on your regular collection day, your garbage and blue box collection switches over to cart collection giving your Green Cart some colourful new company.



Questions?

carts@reddeer.ca

403-340-BLUE (2583)

reddeer.ca/carts